



### District Report Card: 2017


<b>State:</b> Jharkhand	<b>District:</b> Giridih
<b>Class:</b> 5	<b>Subject:</b> Language
<b>Schools:</b> 60	<b>Students:</b> 899


### Participation/Coverage


#### Students

<div>GENDER</div> <div></div>	Boys		Girls	
	Number	%	Number	%
	409	45.49	490	54.51

<div>AREA</div> <div></div>	Rural		Urban	
	Number	%	Number	%
	865	96.22	34	3.78

<div>CATEGORY</div> <div></div>	SC		ST		OBC		GEN	
	Number	%	Number	%	Number	%	Number	%
	140	15.57	87	9.68	621	69.08	51	5.67

<div>CWSN</div> <div></div>	LD	VI	HI	S&LD	ID	Oth
	6	6	1	2	3	28

<div>Management</div> <div></div>	Government		Government-aided	
	Number	%	Number	%
	882	98.11	17	1.89

### Average Performance of Students in Language (%)

Overall	Gender		Area		Management		Social Group			
	Male	Female	Rural	Urban	Govt.	Aided	SC	ST	OBC	GEN
56.00	54.98	56.86	56.14	52.55	56.11	50.59	50.62	51.42	57.43	61.18

## Performance on Learning Outcomes (LOs)

Learning Outcomes	Description	Average Performance(%)
L504	Reads and comprehends independently storybooks, news items/ headlines, advertisements etc.	53.15
L508	Reads text with comprehension, locates details and sequence of events	57.43

Range of Performance of Students who Answered Correctly							
Below 30%		30% - 50%		50% - 75%		Above 75%	
Number	%	Number	%	Number	%	Number	%
136	15.13	207	23.03	384	42.71	172	19.13

### Lowest Performing Learning Outcomes (LOs)

- 1 - Reads and comprehends independently storybooks, news items/ headlines, advertisements etc. (53.15)
- 2 - Reads text with comprehension, locates details and sequence of events (57.43)